

Project daylight

Your guide to bringing light to life

Our commitment to sustainable living

VELUX is a forward thinking company whose values are built on daylight, fresh air, quality of life and creating healthy places to live and work.

For us, sustainability influences everything we do. It starts where it should – with the quality of our products.

We have been making the world’s leading roof windows for over 70 years, which means that our customers can choose our products with confidence in both their quality and durability.

Our windows are designed to keep heat loss to a minimum, to make the most of solar thermal gain and let in natural daylight and fresh air.

Used on their own, or in tandem with our new solar hot water systems, they can play a key role in helping customers reduce their fuel bills and CO2 emissions.

Our aim for the future is simple – to continue to help create healthy buildings that are great places to live, and contribute positively to the environment.

for a brighter future

Making light work for you 04

A brighter, healthier living environment	06
Finding the right position	08
Choose your light	10
Explore the possibilities	12
Add light and value to your home	14
Go one step further with an extension	16
Move on up with a loft conversion	20
Range and quality	26

Room to breathe 30

A healthy indoor climate	32
Managing air	34
Managing light and heat	38

Harness the power of the sun 40

A clean, renewable source of energy	42
VELUX Solar Collectors	43

CarbonLight Homes 44

Real homes for real people	45
----------------------------	----

Window type:
4 X GGU P10
INTEGRA®
with --73 pane

2 GGU M08
with --73pane

For more information and
prices on these products see
the 'Managing your project'
guide, page 33, or visit
www.velux.co.uk/products
www.velux.ie/products

Making light work for you

Great things can happen when we incorporate light into our room designs.

Think of it in the same way as paint and fabric. You can splash it across a wall, over furniture or cover an entire room with it. In this brochure we will demonstrate the important role light plays in our lives.

We'll show you how you can make it work for you, using it to open up space, and add real value to your home – as well as making it a more pleasant place to be.



A brighter, healthier living environment

Window type:
4 x GGL S06
with --73 pane
2 x EBY Timber
support rafter

4 x FHL Pleated Blinds

For more information and prices on these products
see the 'Managing your project' guide, page 33.

Buildings represent about 40% of all energy consumption in Europe. By comparison, all transport put together – road, rail, air and sea – represents 30%. Incorporating VELUX products into your home can help to reduce your energy consumption and make it a healthier place to be.

for a brighter future

Studies show that natural light
improves our ability to concentrate



What makes a house a home? Ideally, it should be somewhere you can relax and recharge. Somewhere in tune with the rhythms of your life, where you can come together with friends and family in a life-enhancing way.

Natural light is key. More than any other element, its many moods and variations can affect the way we feel about where we live.

Here at VELUX we can help you bring more light into your life. Not only that, but we can help you do it in an environmentally responsible way, so you can relax, knowing your living environment is not having a damaging effect on its surroundings. Helping you turn it into a home you can be proud of.



Natural daylight can be used to
highlight a key feature in a room



More or less light

You can choose how much light a room receives by positioning your windows carefully, and by choosing the number of windows you are going to use.

If you put a single roof window on the South side of your home, as shown in the diagram opposite, it will catch light for most of the day. Put two windows together and you

immediately catch more. To make sure a room has enough light, we recommend a minimum of 20% glazed area to floor space.

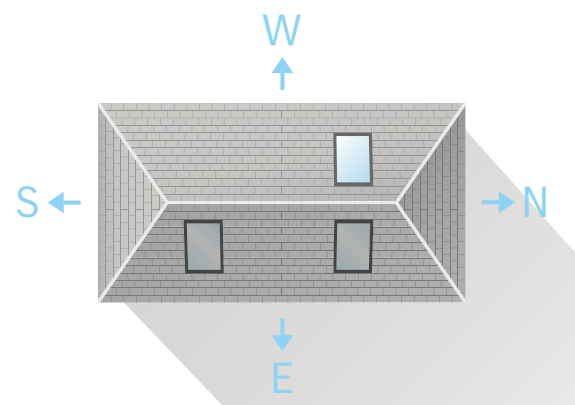
As the sun moves across the sky the light will change. But if you put a roof window on either side of the room you can catch the light as it moves throughout the day, and so increase the distribution of it.

Finding the right position

When you're thinking about installing VELUX Roof Windows it is important to consider the position of your home and rooms.

A South-facing window will capture the most sunlight throughout the day – morning and afternoon. A North-facing window, on the other hand, will capture no direct sunlight at all, but will receive a constant, weaker light throughout the day. An East-facing window will catch the rising sun, and a West-facing window will capture sunlight from early afternoon onwards.

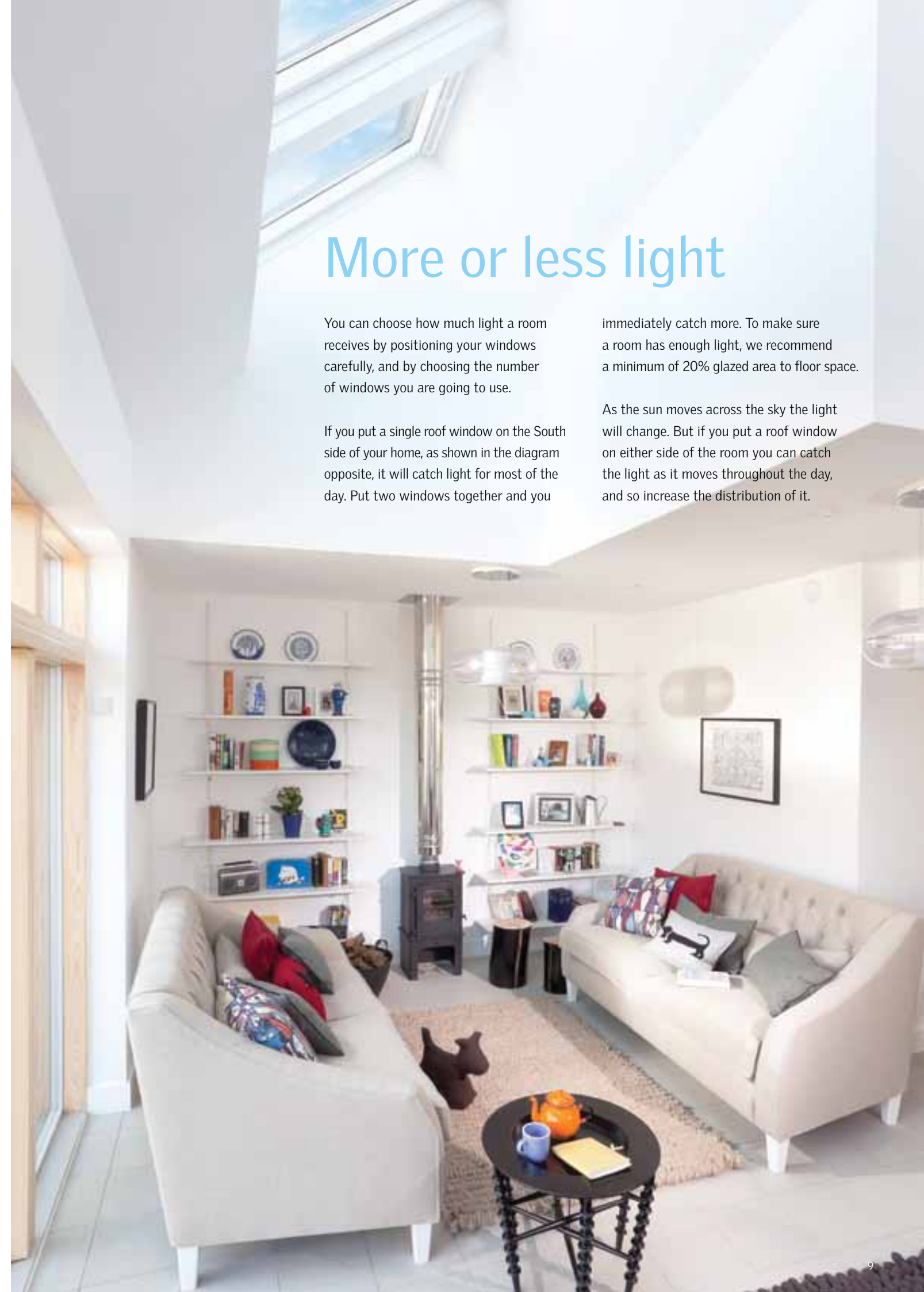
Once you've found out where the sun rises and sets you can make the most of our roof windows by placing them in such a way that they help you maximise the available light.



Adding a single roof window can bring useful extra light into a room



Adding roof windows on opposite sides of a room catches the light as the sun moves across the sky



Choose your light

We can help you fill virtually any room with daylight. This is because VELUX Roof Windows can be installed in any kind of roofing material and roof pitch. Here are a few examples.



Create a light shaft

If you have an upstairs or single storey room with no roofline of its own, you can construct a light shaft to cut through the loft and let light into the room below. Before you begin construction, however, think about where you want the light to fall in the room. Above a desk, perhaps? Make sure you position your light shaft in the best possible place to achieve what you need.



For open ceilings

For ceilings that slope to the roofline, there are limitless combinations for creating your own light filled room. You simply choose the type of windows you want and decide where you want to put them. It's worth considering what kind of light you want before you start construction. Strong, variable light throughout the day? Position your window on a South-sloping roof. Constant, indirect light – perhaps for a home office? Place your window on a North-sloping facing roof.



In a loft scenario

There are a number of daylight solutions available for loft conversions. Simply think about your roof pitch and roofing material. Then consider the size and shape of your loft space. This will help you decide how many windows you need to install and where to put them.



On a flat roof

Our flat roof window is perfect for existing flat roofs or flat roof extensions, bringing daylight and drama to the area below. There is also an electrical version so you can let in fresh air at the touch of a button.



Atrium

And just because you have a flat roof doesn't mean you are restricted. Why not create a stunning feature by using a combination of our windows to create an atrium.



Use a sun tunnel

A sun tunnel lets natural light into even the smallest, darkest internal corridors and cupboards.

For practical advice on selecting the right window for your project visit www.velux.co.uk/inspiration or www.velux.ie/inspiration



Flat roof



Open ceiling



Loft scenario

The award winning VELUX Sun Tunnel by Lovegrove

The light that uses the sun as a bulb to bring natural light where you never thought it could reach.



As a company focused on creating better healthy living environments built around daylight and fresh air, it was a straight forward decision for VELUX to team up with internationally acclaimed designer Ross Lovegrove to create a new look for the interior element of the existing VELUX Sun Tunnel.

Launched in 2005, the sun tunnel was designed to bring natural light into even the darkest and most isolated spaces through a specially designed tunnel from roof to ceiling.

The new add-on acts as a daylight lamp that uses the sun as a bulb, offering previously dark rooms a beautiful natural light reflectance, while allowing the user to adjust the spread of the light.



red dot design award
best of the best 2010

Explore the possibilities

Think about your home as it stands at the minute. Ask yourself which rooms you currently use the most. Chances are it'll be the rooms that receive the most light.

Is it the connection to the outside world or the increased feeling of space that appeals to you? Whatever the reason, the benefits are clear to see.

At VELUX, we understand that lighting can have a dramatic effect on the mood of a room and how you feel towards it. That's why we've developed a variety of products to help you use this natural resource in a number of different ways.

Think bigger

Roof windows can bring light and life to your home. Why not consider letting in even more daylight by installing a larger roof window, combining windows, or even incorporating a VELUX CABRIO® Balcony or Roof terrace into your plans?



Choose the right opening option

Depending on the situation of your window you can choose classic centre-pivot opening, top-hung, or VELUX INTEGRA® for windows that are out of reach.




Decide your finish

VELUX Roof Windows come in a choice of two finishes – traditional pine and white, for a more contemporary look.



Choose glazing options

All VELUX Roof Windows are supplied with double or triple glazing. They are all gas filled with low-emissivity coatings for excellent all round performance. However, some specifications may be more suitable for your requirements than others. See page 29 for our full range of glazing options.



Choose the perfect finishing touch

Managing the light and heat from your new windows couldn't be easier with the VELUX range of attractive blinds, awnings and shutters.



Consider energy efficient installation



Go green

If you're looking to reduce the environmental impact of your home the ideal place to start is with a solar hot water system. VELUX Solar Collectors come in a range of sizes and possible combinations, which means they can be integrated seamlessly into any design.

Make more of a flat roof

As well as our traditional windows, our range of flat roof windows are a perfect way to get natural daylight into a room. For a more impact think about combining VELUX Roof Windows for an Atrium effect.




Sun tunnel

Sun tunnels can be used strategically to bring light to even the darkest areas of your home.



Move on up

If your family needs room to grow, a loft conversion is an ideal way of adding space and value to your home. With VELUX it has never been easier to breathe life into your loft, transforming it into a versatile living space filled with daylight and fresh air. Our CABRIO® Balcony turns from a roof window to a balcony in seconds.



Let in the light

As long as you have the space outside, another popular option is to extend outwards. By adding a combination of VELUX Roof Windows to an extension you can create an inviting sunroom.



Add light and value to your home

We all take great pride in our homes. We like to make sure they're well presented, functional and comfortable to live in. That's where light can play such an important role. Used properly, it can create a feeling of space and increased well-being.

Used with imagination and skill, light can also help you increase the value of your home – not only when you come to sell, but also in terms of making the most of your current space. Think for a moment about how you use your rooms at the moment – could bringing

daylight into under-used areas help you get more out of them? Think also about the kind of atmosphere you want to create. Natural daylight can make your home more welcoming and more enjoyable on a daily basis.



A bathroom that benefits from natural light is a pleasure to use



The more natural light a room receives, the more welcoming it is

Natural daylight has proven health benefits, protecting against illnesses such as Seasonal Affective Disorder (SAD) which makes people feel ill or depressed during the winter months. Research shows that daylight also has a positive effect on productivity, concentration and children's learning abilities, as well as general well-being.

for a brighter future

Window type:
4 x GGU M08
INTEGRA®
with --60 pane

For more information and prices on these products see the 'Managing your project' guide, page 33.





Go one step further with an extension

Building an extension is a great way to create extra space for a growing family, or simply to help you spread out a little. A new extension can be anything you want it to be – a dining room, living room, family room or open plan kitchen with views across the garden.

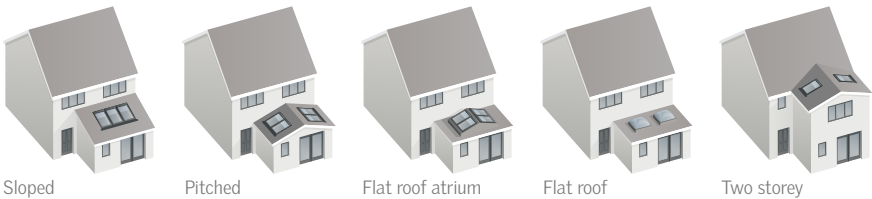
An extension will not only give you the extra space you are looking for, it will also alter the dynamics of your home. Before you start you should think about how you use your rooms and space. You might want to take the opportunity to reorganise your existing rooms to improve the flow and function of all your living spaces.

Or perhaps you would like to invite the outside in, by adding more windows and creating an inviting sunroom? The perfect place to spend a relaxing afternoon.



Extend your home with a new open plan kitchen

Whatever style of extension is right for you, it's possible to add daylight through the roof deep into the living space



Window type:
3 x GGU P10
with --60 pane
INTEGRA®
For more information and
prices on these products see
the 'Managing your project'
guide, page 33.



Window type:
GGU M04
INTEGRA®
with --73 pane



Make a dramatic statement in your extension by combining windows for an Atrium effect



On a sloping roof VELUX Roof Windows can bring light further into your extension



For flat roofs VELUX Flat Roof Windows are the perfect way to let light into your living space



A well-thought out extension can not only give your home extra space, but also add value too

Open up to natural light and watch your home expand even more

Thanks to daylight, you have the chance to create something really special with your extension.

When a new extension is built the original room is usually longer, which means that natural daylight has further to penetrate into the house. But by using roof windows you can bring daylight deep into the living space, which makes the whole room feel brighter, larger and more welcoming.

With a little bit of imagination, and some help from us, you can add light and life to your extension. Creating something unique that the whole family can enjoy.

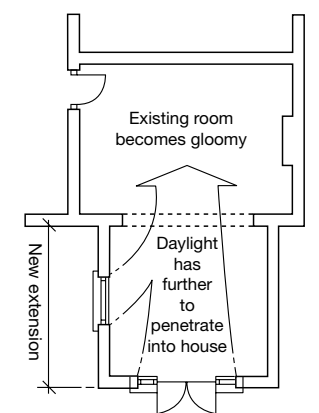
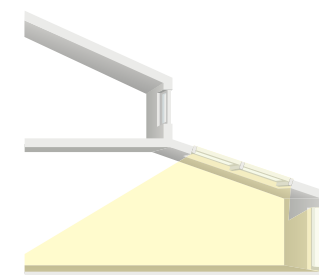


Diagram from Home Extension Design by Julian Owen, published by RIBA publications, 2008



VELUX Roof Windows provide additional daylight deep into an extension

Move on up

As much as 30% of your home's available space is in the loft. So it's no surprise that a loft conversion is one of the best ways to add flexible space to a house.

Think about it. The foundations are already in place. So is the roof. Letting the light in will make it a more liveable space. Depending on the size of your loft you could add an extra bedroom, children's playroom, or even a master suite.

Extending into the roof can add value too – up to 15% to the value of your home, according to most estate agents.

Some roof spaces are more easily converted than others. Ideally, you need 8ft (2.4m) clearance, although you can still get a useful room from as little as 7ft (2.1m) headroom. If your roof was built using purlins, rather than trussed rafters, it is easier to convert into useable loft space. A builder or architect will be happy to make a proper assessment for you.

For further details see our brochure 'Managing your project'.



Give yourself room to breathe



Create 'outdoor space' in your loft with a CABRIO® Balcony, or VELUX Roof Terrace



Window type:
GGL M08
VFA M38
with --73 pane



Window type:
2 x GPU M08
with --73 pane

2 x GIU M34
with --73 pane

For more information and
prices on these products
see the 'Managing your
project' guide, page 33.

Add value to your home with a loft conversion



Generally speaking, a loft conversion is likely to add value to your home, and make it easier to sell in the future. From a return-on-investment point of view, converting an attic is usually the cheapest and easiest way to add additional living space.

It can also save you time and money searching for a new property to accommodate your family's changing needs.

Rather than moving house, imagine how you and your family might use the extra space in your loft. Whether you want to sleep, work or play, the sky's your limit!



Transform your under-used loft into a comfortable, dynamic living space



A loft extension is one of the 'greenest' ways of improving your home. It 'recycles' wasted space in the loft, and does not increase the overall footprint of your home.

for a brighter future

Put your unused attic to work – literally
– by transforming it into a home office

Window type:
3 x GDL P19
CABRIO® Balcony

6 x FHL
Pleated Blinds

For more information
and prices on these
products see the
'Managing your project'
guide, page 33.



Challenge your imagination

For us, the process of creative daydreaming isn't just wishful thinking.

It can bring us to solutions that are affordable, practical and completely flexible. This is reflected in our range of windows, which can be used in countless combinations to help you create a look that's as individual as you are.

This choice gives you the freedom to bring your ideas to life. Whether you're installing a single roof window to showcase a particular area of a room, or planning a grand design of epic proportions.

Think about combining sloping and vertical elements together. Or push your boundaries even further with an innovative CABRIO® Balcony. Whatever the particular demands of your project, there is a creative solution. The only limit is your imagination.



From the outside the CABRIO® Balcony fits snugly to the roof and looks just like any other VELUX Roof Window. The same applies if you're looking at it from the inside. When the window is opened, however, the lower section gently slides forward into position and integral banister railings are automatically raised. The result is an instant balcony delivering natural light, fresh air, and an extra feeling of space

You can notice the benefit of natural light in children. It helps them to concentrate, keeping them focused and less distracted. Some studies even suggest that natural light in classrooms can improve academic performance.

for a brighter future

Window type:
2 x GGU M08
with --73 pane
2 x FHL
Pleated Blinds

For more information and prices on these products see the 'Managing your project' guide, page 33.

Range and quality

We've developed our range of roof windows to be beautiful, practical and affordable. We're also constantly growing our range as we discover new ways to let the light in.

We've created versatile windows with the popular top-hung (GHL, GHU, GPL and GPU) and centre-pivot (GGL and GGU) ranges, through to more specialist products such as conservation windows, CABRIO® Balcony, roof terrace systems and our flat roof windows.

As we develop our range, the quality of our windows remains of the utmost importance. We build it into every stage of the production process on every single one of our windows. It's in the choice of raw materials, the construction methods we use and the strict quality controls we apply.

It's also why we've been able to maintain our world leader reputation and position for over 70 years.



Our windows come in two styles. The traditional centre-pivot windows (GGL and GGU) allow you to open and close the window comfortably from near head height. For lower pitched roofs and escape windows, there are the top-hung windows (GHL, GHU, GPL and GPU) which feature a conveniently placed bottom handle for comfortable and easy operation




Centre-pivot



Top-hung

Choose from manual, electrical or solar operated roof windows, blinds, awnings and roller shutters. Blinds are tailor-made to fit perfectly with all of our windows, and come in a variety of different styles

The ventilation bar lets fresh air circulate even when the window is closed. The built-in filter also keeps out dust and insects



Throughout the years, VELUX have been highly committed to reducing the environmental impact of the manufacture, use and disposal of our products. That's why we use wood from sustainable forests, and produce an innovative range of glazing with excellent energy saving properties.

for a brighter future

We select our timber from carefully managed forests, where planting exceeds cutting. We have 100% Chain of Custody

Choice of window

The frames and sashes for our windows are made from natural pine, which is cut from sustainable forests. It has excellent insulation properties and is available in the following finishes.



White polyurethane moulding is perfect for humid rooms such as bathrooms and kitchens. It is also a popular choice for those who want a more minimalist look



Clear varnish showcases the natural grain of the timber and keeps it protected

Peace of mind

We test our windows under the most severe conditions, in Northern Europe’s largest wind and rain simulator. In specific areas, such as watertightness, VELUX has introduced its own standards that are stricter than international standards.

Our top-hung windows offer emergency escape in the event of fire.

A range of easy to install locks and restrictors are available for added protection and safety.

The very nature of glass – its invisibility – makes it potentially hazardous, especially when installed in windows with low sill heights. It is also of importance for windows installed above head height that the inner pane cannot break and fall into the room below.

It is for these very reasons VELUX provide a range of windows with safety glass as the inner pane.

After all, we encourage our customers to expect the best from their VELUX products, year-in, year-out. In fact, we have so much confidence in our products that we offer a 10 year guarantee with every single roof window we produce.



VELUX Roof Windows are tough enough to meet the challenges of family life

Glazing options

All of our roof windows are supplied with double or triple glazing as standard. They are all gas filled with low-emissivity coatings for excellent all round performance with clear undistorted vision.

However, there are a number of glazing options that can help you achieve your optimum building performance specification including different insulation values, sound reduction and clear and clean coatings.

The overall performance of your VELUX Roof Window can also be enhanced by the inclusion of internal blinds or external shutters or awnings (see page 39).

Standard installation
--59 pane

- Toughened outer pane for strength.
- Cost effective standard glazing option.

Greater energy efficiency
--65 pane

- Triple glazed unit.
- Excellent level of thermal insulation and cooling.
- Toughened outer and laminated inner panes.
- Clearview coating – to prevent build up of condensation on external pane.

Above head height
--73 pane

- Toughened outer pane for strength.
- Laminated inner pane for safety.
- Clear and Clean coating.

Ideal for Bathrooms
--34 pane

- Toughened outer pane for strength.
- Inner obscure pane.
- Available as a standard option on white windows only.

VELUX recommended
--60 pane

- Greater energy efficiency than --59 and --73 panes.
- Glazing provides better reduction of airborne sound.
- Roof Windows fitted with --60 glazing have special cover-parts which reduce rain impact noise.
- Toughened outer pane for strength.
- Laminated inner pane for safety.
- Clear and Clean coating.

Glazing type	Energy saving (u-value)	Solar energy gain (g-value)	Noise reduction	Toughened outer pane	Laminated inner pane for additional safety	Obscure glazing	Clear and clean coating	Clearview
--59 standard	✓	✓ ✓ ✓	✓	•				
--73 additional safety	✓	✓ ✓ ✓	✓ ✓	•	•		•	
--60 recommended	✓ ✓	✓	✓ ✓ ✓		•		•	
--65 triple glazed	✓ ✓ ✓	✓ ✓	✓ ✓	•	•			•
--34 obscure	✓	✓ ✓ ✓	✓	•		•		

Room to breathe

For human life to thrive it needs five basic things. Food, water, light, warmth and air.

Fresh air is a vital ingredient for our health and well-being. The most comfortable home is one that 'breathes' naturally, letting fresh air in and stale air out, making it a healthier, more pleasant place to be.





Window type:
4 x GGU M08
INTEGRA®
with --73 pane
4 x DKL M08
Blackout blinds



Good ventilation
promotes restful sleep

A healthy indoor climate



Daylight isn't the only thing you can add to your home to make it a more comfortable, useable space. In a world with increasing health problems (due to the rise of allergies, for example), a constant supply of fresh, clean air is just as important.


Controlling temperature is vital too. You and your family need to be comfortable in your home – not too warm, not too cold. Ideally, you should be able to maintain that level of comfort in the most energy efficient way possible.

We can show you how our products can help you take complete control of your living environment, to create a healthy indoor climate.

VELUX Roof Windows and blinds
give you maximum control
of airflow and temperature

Good ventilation is proven to benefit people with asthma. It reduces humidity, which keeps down the number of house dust-mites and moulds. It also helps to disperse gases produced by heating and cooking.

for a brighter future



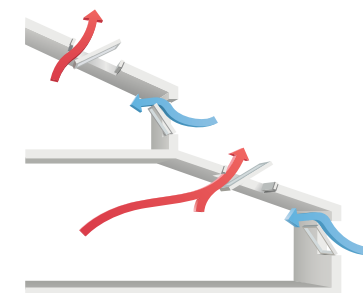
Every one of our roof windows comes with a built-in vent, so you can ensure a flow of fresh air, even when the window is closed

Managing air

For a home to function well, good ventilation is vital. At its simplest level, this means positioning windows wherever possible at opposite sides of the room, to create a through-draught that will push stale air out as well as bringing fresh air in.

Every VELUX Roof Window comes with built-in ventilation, letting fresh air in, but filtering out dust and insects. So your home can breathe naturally, even when it's not occupied.

In this diagram you can see how warmer air is vented through the roof window, drawing cooler air through the room and house, providing a fresh supply of air at the same time.



Most of us who live in urbanized societies spend more than 90% of our time indoors. Not surprisingly, the quality of our indoor environment – light, air quality and heat – is critical to our health and well-being.

for a brighter future

Window type:
2 x GGU M08
INTEGRA®
with --60 pane

1 x GGU S08
Solar INTEGRA®
with --60 pane

2 x MSL M08
1 x MSL S08
Solar Awning Blinds

For a well-balanced, healthy indoor climate it is important to have well-insulated windows that open easily – even ones that are high up and out of reach. That is where our VELUX INTEGRA® option is so useful.

Positioning roof windows opposite each other allows air to circulate naturally through a room, and also has the advantage of capturing light from two different directions



Complete control

An innovative solution for windows that are out of reach to open by hand, INTEGRA® is the world's first all-in-one electric roof window, and one of our greatest achievements to date.

You get programmable ventilation, personal presetting, automated window and blind control and security you can rely on. You can even set your windows and blinds to wake you up in the morning to fresh air and natural light.

It is easy to install and is available in centre-pivot (GGL & GGU) roof windows.

Our latest development – and further demonstration of our commitment to energy efficiency – is solar powered INTEGRA®, powered by the energy of the sun.

If you would like to know more about INTEGRA® and what it can do for you, visit www.velux.co.uk/integra or www.velux.ie/integra



VELUX INTEGRA® gives you fresh air at the touch of a button

Window type:
2 x GGU P08
with --73 pane

2 x DKL P08
Blackout blinds

For more information
and prices on these
products see the
'Managing your project'
guide, page 33.



Managing light and heat

Inviting light into your home also means inviting heat. It's important to stop that heat from becoming overpowering in summer, or to prevent heat escaping in winter.

Thanks to our latest selection of specially designed blinds you can take complete control of the amount of daylight a room receives – as well as heat intake and heat loss. This helps save energy and contributes to improving a room's indoor climate. Our Blackout Blinds, for example, can improve the insulation of a window by up to 20%. And our Awning Blinds can reduce the amount of heat entering a room by up to 90%.

We also offer a range of battery operated and electric blinds – perfect for windows that are out of reach to open by hand.

VELUX Roller Shutters offer six protection functions in one. They shut out summer heat, save energy in winter, protect the window pane from damage, reduce noise, control light and ensure safety and privacy.



Our Blackout Blinds help to turn day into night. They come with aluminium backing (as standard) to reduce heat gain and heat loss, and are available in a wide range of colours and designs



The DFD Duo Blackout Blind is a combination of our Blackout and Pleated Blinds. Its versatility means you get total blackout and heat control as well as a decorative effect



Roller Blinds provide basic privacy and control of sunlight. They come in a wide range of colours and patterns and are available in slimline



Pleated Blinds also give you privacy and sun screening without blocking daylight completely. They create an elegant, soft decorative effect and are available in a wide range of colours and patterns



Venetian Blinds combine classic style with practicality, controlling both the amount and direction of light



Awning Blinds keep a room cool by stopping sunlight before it reaches the glass. They are easy to install and available with manual, electric and Solar electric operation



VELUX Blinds that are Pick&Click!™ compatible are Blackout Blinds, Roller Blinds, Pleated Blinds and Venetian Blinds



Pick&Click!™

You can view our extensive range of blinds and download a brochure at
www.velux.co.uk/blindsdirect
www.velux.ie/blindsdirect
or you can order your free brochure by calling

01592 778 225 (UK)

01 848 8775 (REPUBLIC OF IRELAND)



Harness the power of the sun

Everyone wants a home that is warm and comfortable.

More and more people, however, are also starting to look for increased energy efficiency. And with ever-expanding awareness of the impact of energy consumption on the environment, there is increased demand for environmentally-friendly energy solutions.



Solar, a clean renewable source of energy – all year round

Why choose a solar hot water system? The most obvious reason is efficiency. By harnessing the sun's natural energy, you could typically reduce your household's CO₂ emissions by more than 500kg each year. That translates directly into savings.

During the summer months you can expect almost all of your hot water to be provided for free. In the winter this decreases due to the reduction of available light. However, the combination of solar energy and your boiler will provide a constant supply of hot water all year round.



VELUX Solar Collectors harness energy from the sun, and use it to heat your water efficiently

VELUX Solar Collectors – efficiency with style

At VELUX we have been developing solar products for over 15 years, applying the same levels of quality, design and innovation as we have done for generations to our range of roof windows.

Like our roof windows, our solar thermal collectors are streamlined and attractive. They come in a variety of sizes and possible combinations, offering great flexibility in the ways you can incorporate them into your home.

As part of a solar hot water system, VELUX Solar Collectors could provide up to 70% of the energy you need for your home's hot water requirements.

So they are not only better for the planet, they're better for your pocket too.

For more information on VELUX sustainable building projects visit www.velux.com/modelhome2020



Can provide up to 70% of energy needed for hot water



VELUX Solar Collectors are designed to match VELUX Roof Windows for an appealing aesthetic effect

The amount of solar energy reaching the surface of the planet is so vast that in one year it is almost twice as much as will ever be obtained from all of the Earth's non-renewable resources of coal, oil, natural gas, and mined uranium combined.

for a brighter future



Window type:
4 x GGU M08
Solar INTEGRA®
with --60 pane

1 x GGU S08
Solar INTEGRA®
with --60 pane



CarbonLight Homes Real homes for real people

Two semi-detached homes in Kettering Northants are part of our Model Home 2020 project. They are proof it is possible to build energy efficient, sustainable homes that are practical, comfortable and affordable.

On-site, the homes achieve a 70% reduction of CO₂. The other 30% of emissions are offset through a variety of allowable solutions – such as energy saving improvements to existing housing stock – thus achieving the 100% reduction.

The starting point was to maximise daylight, which has many health and well-being benefits. Through extensive modelling we have achieved designs which have a

minimum daylight factor of 5% for every room in the home – more than 3 times greater than that required by the Code for Sustainable Homes in living spaces.

The VELUX CarbonLight Homes are not prototypes, but designed to be real homes for real people, and will be offered for sale on the open market. We hope that they will become a benchmark for future new communities.

To watch the film about the project, go online at www.velux.co.uk or www.velux.ie

Product checklist

With a little creative thinking and some help from VELUX you can achieve much more from your building project than you ever imagined. Why not use this checklist of innovative VELUX products to inspire you? The possibilities are endless!



Quality is our priority here at VELUX. We have so much confidence in our products that we offer a 10 year guarantee with every single window we produce. Our solar collectors are also guaranteed for 10 years. Blinds and all accessories and components are guaranteed for 3 years.

Centre-pivot – This popular VELUX Roof Window is available in timber (GGL) or white polyurethane (GGU). The white polyurethane coating offers a modern look and is ideal for humid rooms such as kitchens and bathrooms.

VELUX INTEGRA® – Remote control for effortless operation, ideal for windows that are out of reach. Available in timber or white polyurethane finishes and either electrically or solar powered versions. Uses io-homecontrol technology.

Top-hung – Helps you open up your living space and take advantage of the view. Also suitable for emergency escape purposes. Comes in either a timber (GPL and GHL) or white polyurethane (GPU and GHU) finish.

VELUX CABRIO® Balcony – Turns from a roof window into a balcony in seconds. Lets you truly appreciate the views and create a striking feature within your project.

Roof terrace – Allows you the luxury of outdoor living on the roof. Combines sloping and vertical elements to give you access to outside space, so you can extend your living area.

Conservation roof windows – Specially designed for conservation areas and listed buildings. The window operates in the same way as our centre-pivot (GGL) or top-hung (GHL).

Flat roof windows – Perfect for extensions and available in white polyurethane finish, with either fixed or electrical operation.

Sun tunnel – Brings natural light into even the darkest and most isolated spaces through a specially designed tunnel. Ideal for hallways or internal bathrooms.

Solar Collectors – Harnessing the power of the sun with VELUX Collectors and a solar hot water system can provide up to 70% of the energy needed for your home's hot water requirements.

From plans to project management, we can help you take the next step

We hope we have given you lots of ideas and inspiration on how you can add light and life to your home with VELUX products. If you would like help to take your ideas through into the planning stage, 'Managing your project' could be just what you need.



Do you have your free brochure – Managing your project?

This useful guide gives lots of practical hints and tips on bringing your plans to life, including:

- working out your budget
- dealing with architects and builders
- getting quotes
- funding your project
- receiving local authority permissions
- agreeing a time frame

It offers more detail on the practical issues involved, depending on the kind of project you are undertaking. This includes extensions, loft conversions, solar hot water systems and creating a sunroom, with real life case studies for each.

It also includes a full price list for all VELUX products, and a list of useful contacts and websites.

Visit www.velux.co.uk
or www.velux.ie
for your copy

Bringing light to life™

VELUX Company Ltd.
Woodside Way
Glenrothes
Fife, Scotland
KY7 4ND
Tel: 01592 778 225
Email: projectdaylight@velux.co.uk
Website: www.velux.co.uk

Kettering Parkway West
Kettering, Northants
NN15 6XR
Tel: 01592 778 225
Email: projectdaylight@velux.co.uk
Website: www.velux.co.uk

Unit 1, Willsborough Cluster
Willsborough Industrial Estate
Clonshaugh
Dublin 17, Ireland
Tel: 01 848 8775
Email: projectdaylight@velux.ie
Website: www.velux.ie



Follow us on facebook at
www.facebook.com/VELUXGBI

